



Name: _____

Addition-Place Value Chart

DIRECTIONS: Use the place value chart to bundle and solve.

1.

$$\begin{array}{r} 428 \\ + 355 \\ \hline \end{array}$$

HUNDREDS	TENS	ONES

2.

$$\begin{array}{r} 460 \\ + 488 \\ \hline \end{array}$$

HUNDREDS	TENS	ONES

3.




$$\begin{array}{r} 534 \\ + 257 \\ \hline \end{array}$$

HUNDREDS	TENS	ONES

4.

$$\begin{array}{r} 659 \\ + 36 \\ \hline \end{array}$$

HUNDREDS	TENS	ONES





Name: _____


Addition-Place Value Chart

DIRECTIONS: Use the place value chart to unbundle and solve.

1.

$$\begin{array}{r} 468 \\ + 334 \\ \hline \end{array}$$


HUNDREDS	TENS	ONES



2.

$$\begin{array}{r} 450 \\ + 292 \\ \hline \end{array}$$

HUNDREDS	TENS	ONES



3.

$$\begin{array}{r} 648 \\ + 175 \\ \hline \end{array}$$

HUNDREDS	TENS	ONES



4.

$$\begin{array}{r} 426 \\ + 469 \\ \hline \end{array}$$

HUNDREDS	TENS	ONES

