





Name: _____

GRAPHS

Shooting Stars Pictograph

Jack, Jill, Tom, Ken, and Mary counted shooting stars. The graph shows how many shooting stars each child saw. Use the graph to answer the questions below.

Jack	
Jill	
Tom	
Ken	
Mary	

 = two shooting stars

1. How many shooting stars did Tom count? 1. _____
2. Who counted the most shooting stars? 2. _____
3. Which children counted the same amount of shooting stars ?
3. _____
4. How many less shooting stars did Mary count than Jack?
4. _____
5. Draw tally marks to show how many shooting stars were counted in all.
5. _____