
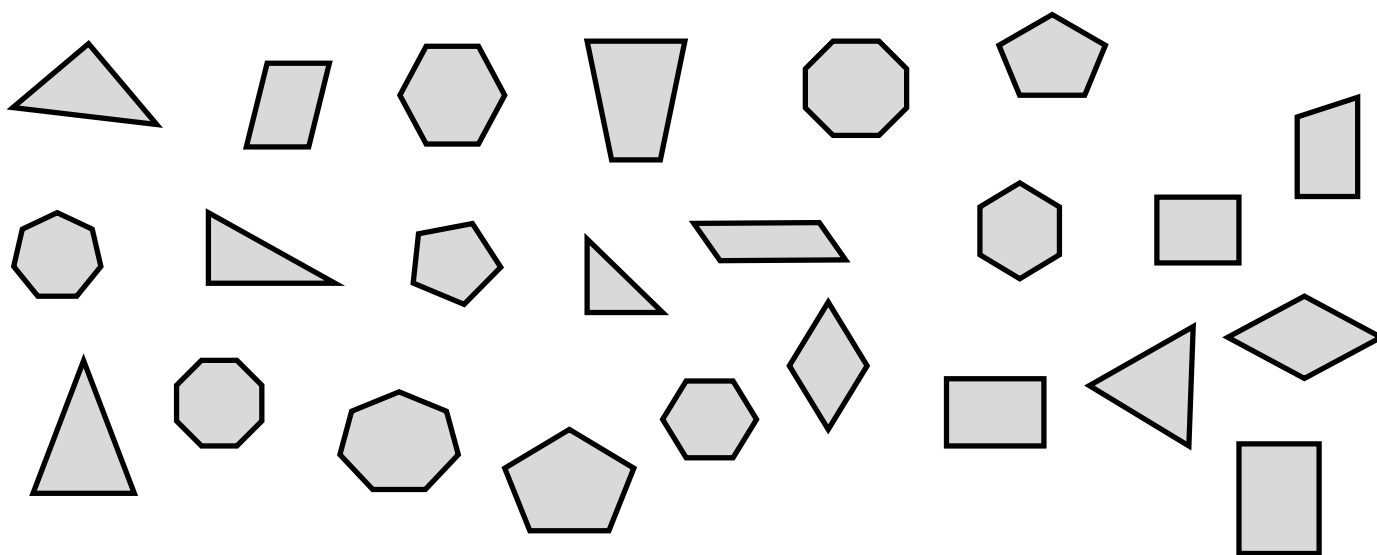



Name: _____

Number of Sides Line Plot



Look at each shape at the bottom of the page. Count the sides on each shape and place an **X** on the line plot. Circle each shape as you graph it.



 Name: _____

Number of Sides Line Plot



Use the line plot you created to answer the questions below.

1. Which number(s) of sides occurred most frequently? _____
2. How many 5 sided shapes did you place on the line plot? _____
3. How many shapes had at least 6 sides? _____
4. How many shapes had less than 6 sides? _____
5. How many shapes had an even number of sides? _____
6. Which number(s) of sides occurred least frequently? _____

