

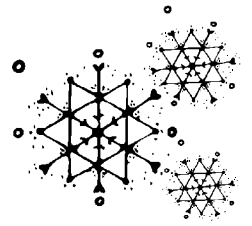
Name: _____

December Writing Prompts



Graphics/fonts copyright DJ Inkers. www.djinkers.com

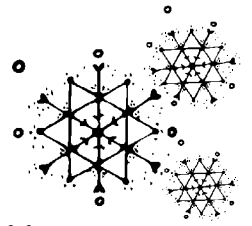
Name: _____



December is "Write to a Friend" month. Write a letter to a friend. Make sure you include all parts and punctuation for a letter.

Handwriting practice lines for writing a letter. The page contains several sets of horizontal lines. Each set consists of a solid top line, a dashed middle line, and a solid bottom line. There are four such sets of lines arranged in two columns: two on the left and two on the right. The lines are intended to guide the student's handwriting as they write their letter.

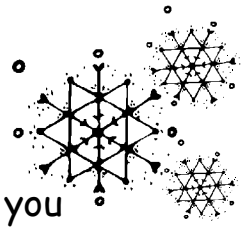
Name: _____



The first week of December is National Handwashing Awareness Week. First, explain the steps necessary to correctly wash your hands. Use sequence words in your paragraph. Then tell why it is important to wash your hands.

Handwriting practice lines consisting of multiple sets of horizontal lines. Each set includes a solid top line, a dashed midline, and a solid bottom line, providing a guide for letter height and placement.

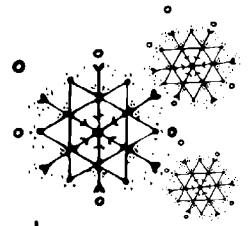
Name: _____



Winter begins in December. Write a paragraph explaining why you think the weather turns colder in the winter.

Handwriting practice lines consisting of multiple sets of three horizontal lines (top, middle, bottom) for writing a paragraph.

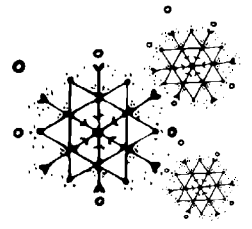
Name: _____



You just found out you are on the "naughty" list. Write a letter to Santa to convince him why you should be on the "nice" list.

Handwriting practice lines for writing a letter. The page contains several sets of horizontal lines, each set consisting of a solid top line, a dashed middle line, and a solid bottom line. The lines are arranged in a grid-like pattern, with some sets being shorter than others to accommodate the letter's structure.

Name: _____



December 12th is National Cocoa Day. Write an acrostic poem about cocoa.

C

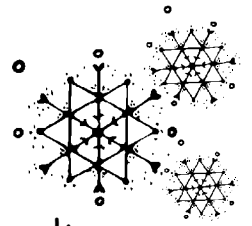
O

C

O

A

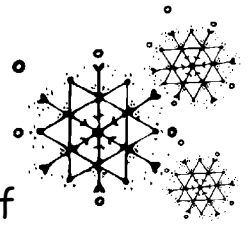
Name: _____



Think about a gift you have received for Christmas. Write a thank you letter to the person you received the gift from. Include details about the gift and why you like it.

Handwriting practice lines for the thank you letter. The page contains several sets of horizontal lines, each consisting of a solid top line, a dashed middle line, and a solid bottom line. There are two sets of lines on the right side of the page, one set on the left side, and a large central area with multiple sets of lines.


Name: _____



Many people make resolutions on New Year's Eve. They think of things they want to do or change to make themselves a better person. What would you like to do or change in the new year. Make sure you focus on your goals. Include supporting details.

Handwriting practice lines consisting of multiple sets of horizontal lines. Each set includes a solid top line, a dashed midline, and a solid bottom line, providing a guide for letter height and placement.


Name: _____



The year is coming to an end. Think about what happened this year. What is one of your favorite memories from this year? What is one of your least favorite memories from this year? Is there any event that you would like to change? Include supporting details.

Handwriting practice lines consisting of multiple sets of three horizontal lines (top solid, middle dashed, bottom solid) for writing.

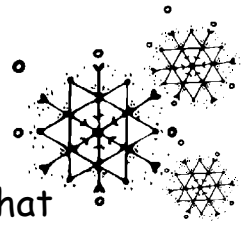
Name: _____



Write about what your family does for Christmas. What are your favorite parts about Christmas?

Handwriting practice lines consisting of multiple sets of three horizontal lines (top solid, middle dashed, bottom solid) for writing.

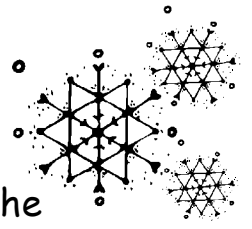
Name: _____



What are you looking forward to the most in the new year? What is something you hope happens in the new year?

Handwriting practice lines consisting of multiple sets of horizontal lines. Each set includes a solid top line, a dashed midline, and a solid bottom line, providing a guide for letter height and placement.

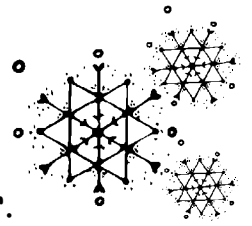
Name: _____



It's a snow day! Write a **fantasy** story about what you did on the snow day. Who did you invite over? What did you do? Be as silly and imaginative as you want.

Handwriting practice lines consisting of multiple sets of three horizontal lines (top, middle, bottom) with a dotted line in the middle, providing space for writing a story.

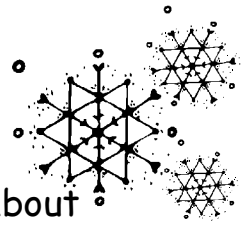
Name: _____



A friend who has never seen snow is visiting you this December.
Write and explain how to build a snowman. Use sequence words along
with the correct punctuation.

Handwriting practice lines consisting of multiple sets of three horizontal lines (top, middle, bottom) for writing.

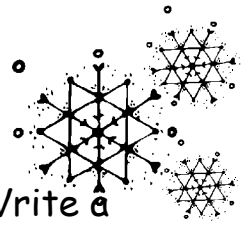
Name: _____



You built a snowman and he came to life. Write a short story about what the two of you did together.

Handwriting practice lines consisting of multiple sets of horizontal lines. Each set includes a solid top line, a dashed middle line, and a solid bottom line, providing a guide for letter height and placement.

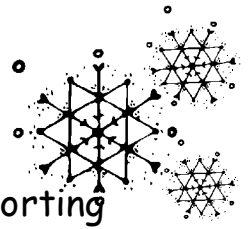
Name: _____



Your gingerbread man escaped and is messing up your house. Write a story about what he did to your house and how you caught him.

Handwriting practice lines consisting of multiple sets of horizontal lines. Each set includes a solid top line, a dashed midline, and a solid bottom line, providing a guide for letter height and placement.

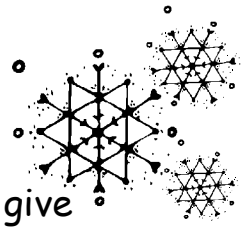
Name: _____



Write about your favorite things to do in the winter. Use supporting details. Explain what you like to do and why.

Handwriting practice lines consisting of multiple sets of horizontal lines. Each set includes a solid top line, a dashed midline, and a solid bottom line, providing a guide for letter height and placement.

Name: _____



Imagine you could give any gift to any person. What would you give and why? Include details.

Handwriting practice lines consisting of multiple sets of three horizontal lines (top, middle, bottom) with a dotted midline, providing space for the student to write their answer.

